

Bilateral Vestibulopathy — What You Need to Know

Understanding your condition and your path to recovery.

The Reality of Your Condition

If you have been feeling constantly off-balance, unsteady, or unsure of your footing, we understand that this can be a frightening and confusing experience. Because you look "normal" to others, it can also feel isolating. Please know that your symptoms are real. You have a recognized medical condition called **Bilateral Vestibulopathy** (sometimes called Bilateral Vestibular Hypofunction). This means the balance sensors in **both** of your inner ears are not working properly. While this condition is uncommon—affecting roughly 28 to 80 people out of every 100,000—you are not alone. Many people live with this condition and, with the right management, go on to lead active, fulfilling lives.

Why Is This Happening?

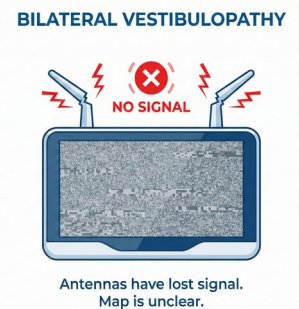
Your body keeps its balance using a three-part system:

1. **Your Vision:** Your eyes tell you where you are in space.
2. **Your Sensation:** Your feet and joints tell you what the ground feels like.
3. **Your Inner Ears (Vestibular System):** Tiny organs in your ears act like gyroscopes to sense head movement and gravity.

In Bilateral Vestibulopathy, the sensors in **both** ears have been damaged or have stopped sending strong signals to your brain.

A Visual Analogy: The "Body GPS" Imagine your balance system is like a GPS navigation unit.

- **Normal Balance:** Your GPS has two antennas (your ears) that constantly signal your exact location and keep the map steady.
- **Your Condition:** Both antennas have lost their signal. Your brain is now forced to navigate using only an old paper map (your eyes) and the feel of the road (your feet). This explains why you struggle in the dark: your "paper map" (vision) cannot be read without light, leaving you with very little information to balance.



Symptoms You May Recognize

- **Walking on a Boat:** You may feel a persistent unsteadiness, often described as walking on a mattress, feeling drunk, or swaying, even when walking on flat ground.
- **Worse in the Dark:** You likely feel much more unstable at night, in dim rooms, or when closing your eyes (like in the shower), because you lose your visual reference.
- **Bouncing Vision (Oscillopsia):** When you walk, run, or ride in a car, the world might look blurry or jumpy, like a shaky home video. This happens because the reflex that usually keeps your eyes steady when your head moves is not working.
- **No "Spinning":** Unlike other ear conditions, you typically **do not** feel a spinning sensation (vertigo). Vertigo usually comes from one ear being weaker than the other; since both your ears are affected equally, there is no spinning.



Common Causes

There are many reasons this damage can occur. Some of the most common include:

- **Medications:** Past exposure to certain strong antibiotics (like gentamicin) or chemotherapy can damage the delicate hair cells in the inner ear.
- **Ageing:** Just as eyesight can fade, the balance system can gradually wear down with age (a condition sometimes called presbyvestibulopathy).

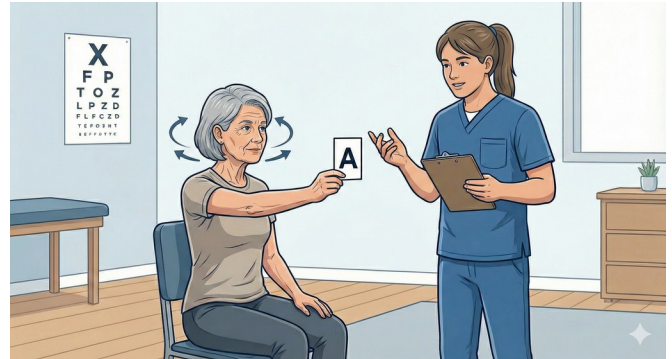
- **Infections:** Severe infections like meningitis can affect both inner ears.
- **No Known Cause:** In up to half of all cases, doctors cannot find a specific event that caused the loss. This is called "idiopathic" bilateral vestibulopathy.

Your Action Plan

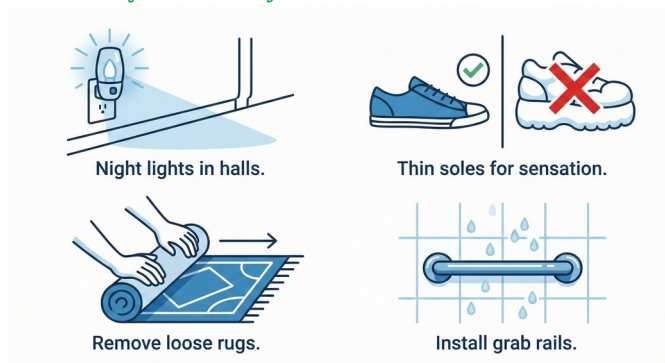
Self-Management Strategies (Non-Drug)

Since the balance sensors in the inner ear typically do not regrow, the goal of treatment is **compensation**. This means training your brain to trust your eyes and feet more than your ears.

- **Vestibular Rehabilitation Therapy (VRT):** This is the most effective treatment. It is a specialized form of physical therapy that includes:
 - **Gaze Stability Exercises:** You will practice moving your head while keeping your eyes locked on a target. This teaches your brain to stabilize your vision using different pathways.
 - **Balance Training:** You will practice walking on foam pads or standing with your eyes closed to strengthen your brain's reliance on your feet and joints.



Lifestyle & Safety:



- **Lighting is Critical:** Because you rely heavily on vision, always use night lights in hallways and bathrooms. Avoid walking in total darkness.
- **Footwear:** Wear thin-soled, sturdy shoes that allow your feet to "feel" the floor. Avoid thick, squishy soles that dampen sensation.
- **Home Safety:** Remove loose rugs and trip hazards. Consider installing grab rails in the shower, where closing your eyes can make you very unstable.

Medical Treatment

- **Medication Awareness:**
 - **Stop the "Dizziness" Pills:** Medications often prescribed for acute vertigo (like Valium/diazepam, Stemetil, or antihistamines) are generally **not helpful** for this chronic condition. In fact, they can make you worse by sedating your brain and preventing it from learning how to compensate.
- **Treating the Cause:**
 - If your condition is caused by an autoimmune issue, your doctor may prescribe steroids.
 - If you have a vitamin deficiency (like B12), supplements may be recommended.
- **Future Hope:**
 - Researchers are currently developing **Vestibular Implants**—devices similar to cochlear implants but for balance. While these are still in clinical trials, they represent a hopeful future for severe cases.

Red Flags: When to Seek Urgent Help

Bilateral Vestibulopathy is a chronic, stable condition. If you experience sudden *new* symptoms, it may indicate a different medical emergency. Seek help if you notice:

- Sudden slurred speech or drooping of the face.
- Sudden weakness or numbness in your arms or legs.
- Sudden, severe chest pain.
- Sudden hearing loss in one or both ears.

Summary & Outlook

While Bilateral Vestibulopathy is a long-term condition, the outlook is positive. The human brain is incredibly adaptable.

Through **Vestibular Rehabilitation**, most patients see significant improvements. You may always need to be careful in the dark or on uneven ground, but your stability can improve enough to return to most daily activities. Many patients return to hobbies like cycling or swimming.

Key Takeaway: The damage to the ears may be permanent, but your disability does not have to be. With the right exercises and safety steps, you can retrain your brain and regain your confidence.